


# THE IS 250C



 LEXUS



# THE IS 250C

“Designed to contrast elegance with dynamism, and stillness with motion, the IS 250C convertible gives its owner a feeling of style and sophistication whenever they use it.”

**JUNICHI FURUYAMA,**  
Chief Engineer, IS 250C

## CONTENTS

IS 250C	4 - 31
IS 250C Select	32 - 47

# A BREATH OF FRESH AIR

At the touch of a button, the IS 250C lets owners choose between two very special cars: a stunningly beautiful four-seat convertible for enjoying open top driving to the full, or an excitingly dynamic coupé. Head-turning with the roof up or down, this exquisitely finished convertible delivers all the refinement and sophistication you expect from a Lexus.

The car's elegant looks are exemplified by a powerful side profile, 18" high-gloss alloy wheels, low chrome-trimmed radiator grille and beautiful new bi-xenon headlights that now feature distinctive LED daytime running lights. Inside, the IS 250C offers an exceptional degree of comfort, through a careful balance of high-quality materials and innovative equipment that anticipates your every need.

Drive the IS 250C and you'll quickly discover its precise handling, balance and poise. Then factor in advanced aerodynamics, an incredibly smooth V6 petrol engine and near-seamless 6-speed automatic transmission - and you have a driving experience that is truly outstanding.

"The IS 250C convertible applies our futuristic L-finesse (L = Leading edge) creative design language. At Lexus, 'leading edge' means using the most advanced automotive technology available today. However, technology would be nothing without quality - hence the crucial complement of 'finesse'."

**SIMON HUMPHRIES**  
Group Manager, Global Design Management Division





## OPEN-MINDED DESIGN

For maximum comfort and driving pleasure, Lexus designed the IS 250C convertible from the ground up.

With the roof down, the steeply raked windscreen and smooth aft section limit turbulence in the cockpit area to a minimum. Wind noise is reduced further by aerodynamic door mirrors, whilst underfloor covers for the engine, fuel tank and rear suspension contribute to a very low overall drag coefficient. The result: driver and passengers can enjoy relaxed conversations whilst cruising in open top mode.

To ensure smooth and precise handling, Lexus engineers have given the IS 250C an extraordinarily rigid body. And, for extra strength with the roof lowered, the car incorporates substantial chassis strengthening, double-latch doors and reinforcement behind the dashboard. The attention to detail that is the hallmark of Lexus means even the rear-view mirror mount has been strengthened and shortened to minimise vibrations when driving with the roof down - one of the numerous design features that contribute to an incredibly refined drive.

## TRANQUIL COUPÉ PERFORMANCE

Close the roof and the IS 250C takes on all the stylish elegance of a luxury coupé. Its design is characterised by the sleek aerodynamic arc of the roofline, a form that in turn defines the unique Lexus 'arrow head' design of the rear side window.

In this guise, the IS 250C offers driver and passengers all the quiet high-speed performance and smooth refinement you expect from our award-winning sedans. For instance, to reduce road noise, the entire roof headlining is trimmed in sound absorbing fabric. Additionally, rigorous attention to the precise fit of all roof seals means that you enjoy peace and tranquillity, whatever the road conditions or weather outside.





## DOWN TO A FINE ART

The IS 250C's three-piece aluminium roof is a superb example of advanced precision engineering. Thanks to the smooth orchestration of simultaneous roof panel movements, and a unique 'roof brake' mechanism, the hardtop lowers or raises with extraordinary grace and poise - in around 20 seconds.

To ensure faultless operation, the roof is built to the highest specification and automated by no less than 13 electric motors and 33 sensors. To guarantee its effectiveness in all conditions, a special rig was developed to test the hardtop for vibration and wear at extreme temperatures from -30°C to 80°C. The convertible was then proven in the Arctic Circle, in sand storms, tropical downpours and on 40,000 km of gravel roads.

For added security, the IS 250C features a rear sonar device that checks there is enough room behind the car for the boot lid to tilt backwards before the roof is opened or stowed. While inside, an LCD animated display between the main instruments shows the status of the hardtop when opening or closing. And now, a new 'all windows down' function allows even quicker transformation to open top mode.



# LEXUS HOSPITALITY

The IS 250C exemplifies the highly refined sense of hospitality that is so fundamental to Japanese culture. For instance, as the driver approaches the car at night, courtesy lights under the door mirrors provide a warm welcome and illuminate obstacles such as puddles. Also, extra wide doors offer easy access for driver and passengers who are guided inside by ambient lighting on the doorsills, footwells and around the gearshift lever.

Passengers will quickly discover the relaxing, sensory experience that is the IS 250C's cabin. Everything communicates an unambiguous message of quality - for instance, the leather covered steering wheel which is stitched by machine for perfection, yet finished and checked by a Lexus master craftsman. They'll then experience seats designed for comfort on the longest journeys, and admire the rich finish of the cabin's wood inlays, which have been carefully sanded and lacquered by hand.





## CENTRE OF ATTENTION

In the IS 250C you can effortlessly connect with the car's main information, comfort and entertainment systems by voice control, or via the central 7" Electro Multi-Vision (EMV) touch-screen display.

When equipped with the 12-speaker Mark Levinson® Premium Surround System, passengers can enjoy listening to MP3s, CDs or watch a DVD. Tailored specifically to the acoustic properties of the cabin, the system even features an equaliser that automatically increases bass tones when the roof is stowed. The IS 250C offers both a USB port and an audio jack plug for portable MP3 players, as well as Bluetooth® connectivity. The Mark Levinson® system uses the car's hard disk drive to store music and features the very latest Gracenote® 'Sound Library' software. This lets you manage up to 10 GB of music files, and catalogues data such as artist's name, album and track.

Navigation is fun and effortless too: using a 40 GB Hard Disk Drive (HDD) to store Pan-European map information, the system offers a dual map display in high resolution full-colour, with crisp and easy-to-read graphics.

## PERFECTLY SEATED

The IS 250C is a wonderful car in which to travel. Front passengers enjoy the luxury of leather sports seats that feature a specially developed frame with integral seatbelt guide. These seats also offer exceptional open top driving comfort through the addition of shoulder-height warming pads and increased heater capacity.

For rear passengers, the slender, concave front seatbacks allow extra legroom and the centre console offers stylish storage space. To optimise headroom, the IS 250C's two full-sized rear leather seats are set 30 mm further inboard than those of the IS sedan.

Typifying the Lexus approach to sophisticated luxury, owners will also discover a climate control system that has been specially configured for top-down motoring. This monitors the speed of the car and automatically increases heating and air flow in open top mode, so you enjoy absolute comfort, even at higher speeds.



## INTELLIGENT SPACE AND COMFORT

The IS 250C uses intelligent technology to offer astonishing space and practicality. Roof up, the car has voluminous boot space. Top down, there's still room for luggage. Extra boot space is also provided by a sizeable underfloor storage compartment.

Rear seat passenger access is easy using the 'one-touch-walk-in' power seat mechanism. Simply touch a switch on the front seat shoulder area, and the seat will automatically dip forwards allowing effortless access to the rear.

Reversing the IS 250C couldn't be more simple, thanks to the Parking Assist Monitor and parking sensors integrated into both bumpers. The system features a miniature, rear facing camera that, once reverse has been selected, relays a colour image of the area behind the car to the Electro Multi-Vision display. And, for improved visibility, when driving without rear passengers, a lever on the rear armrest lowers the rear headrests.





## DYNAMIC DRIVE

The IS 250C is every bit a driver's car, due to a bodyshell of great strength and the use of lightweight components such as an aluminium bonnet and suspension. Add to this exceptional aerodynamics and rear-wheel drive, and you have the ideal foundations for smooth and refined handling.

The IS 250C is superbly surefooted and extremely enjoyable to drive. Features contributing to this include a compact, double wishbone suspension system at the front and a multi-link, specially strengthened unit at the rear. To create a quicker, more precise steering feel, the car features the latest speed-sensitive Electric Power Steering.

Whether in coupé or open top mode, the IS 250C offers rapid and assured progress on everything from mountain hairpins to motorways - a result of extensive testing on the world-famous Nürburgring - where Lexus fine-tuned the IS 250C for European drivers.

## REFINED V6 POWER

The IS 250C is fitted with an advanced 2.5-litre V6 direct-injection petrol engine that provides the optimum balance of performance, fuel economy and emissions. Driving the IS 250C you'll enjoy instantaneous response, delivered with impeccable refinement and extraordinary quietness.

This V6, proven in the award-winning IS 250 Sedan, was chosen for its compactness, smooth running characteristics, balance and longevity. For reasons of performance and efficiency, the engine block is machined from aluminium to be as light and strong as possible. Several innovative technologies are also included - such as D-4 direct injection that sprays the fuel load precisely into the middle of the cylinder for a more uniform burn, and dual VVT-i valve control that ensures power and economy across the entire rev range.

V6 power:	153 kW
Acceleration 0-100 km/h:	9.0 seconds
Maximum speed:	210 km/h
Combined fuel consumption:	9.2 l/100 km
Combined CO <sub>2</sub> emissions:	213 g/km





## SMOOTH TRANSMISSION

The IS 250C comes with a sophisticated 6-speed automatic transmission featuring sequential changes for an exhilarating drive. You can select automatic mode to experience smooth and near-seamless cruising thanks to a wide range of close ratios and fast shift responses. For a sportier drive, enjoy complete manual control over the gears via the steering wheel-mounted F1-style paddle-shifts. And, to support rapid changes, sequential shifts are also available when still in 'Drive' mode.

For maximum smoothness and fuel economy, shifts are managed by the highly intuitive Lexus Artificial Intelligence-Shift control system. This actually 'learns' how you drive, automatically changing the transmission's shift pattern in response to road conditions or your driving mood. When you press the accelerator rapidly, for example, the system senses your intention and responds by downshifting with greater pace.



## ADVANCED SAFETY

The IS 250C features Vehicle Dynamics Integrated Management (VDIM), a Lexus innovation that ensures a safe, enjoyable drive even when cornering at speed. By integrating all the car's braking, stability and traction control systems, VDIM delivers a level of intervention that's much smoother and more proactive than if each application had to work independently.

For added safety, the IS 250C can be equipped with the breakthrough Lexus Pre-Crash Safety System (PCS)\*. Using millimetre-wave radar to detect objects in front of the car, and combining this with data from sensors that monitor vehicle dynamics, the PCS computer constantly assesses collision risk. If a high risk is calculated, it activates Pre-Crash Brake Assist, which provides increased brake pressure to the driver. If a collision is subsequently deemed unavoidable, PCS engages Pre-Crash Brake to help reduce the collision force. Finally, the Pre-Crash Seatbelt is then also activated, which automatically tensions both front seatbelts in the instant before impact.



\* Please note: the Pre-Crash Safety System (PCS) is designed to help reduce crash speed and damage in certain frontal collisions only. It is not a collision avoidance system. System effectiveness depends on many factors, such as speed, driver input, climate, weather and road conditions. Please also note that PCS is not available in all countries, so please consult your local Lexus Authorised Retailer regarding availability in your country.



## INNOVATIVE PROTECTION

The IS250C is engineered to meet all worldwide crash safety requirements in both top down and coupé mode. Rollover hoops, located behind the rear headrests, and a specially strengthened front windscreen frame form an incredibly strong passenger protection cell.

The car's comprehensive shield of airbags, together with the seatbelt pretensioners fitted to both front seats, provide exceptional safety protection. In a collision, sensors react to the intensity of the impact and activate dual-stage front, and side airbags, accordingly. The side airbags have also been enlarged to protect the heads of the driver and front passenger and both front seat occupants also benefit from knee airbags.

The IS250C also features another important airbag innovation: the twin-chamber airbag for the front seat passenger. This has a depression at its centre, to cradle the face, while the physical impact of the airbag is dispersed across the forehead and shoulders.

A silver Lexus IS250C sedan is shown from a rear three-quarter view, parked on a street at night. The car's sleek design, including the rear door, trunk, and taillight, is highlighted by the ambient light. The background shows a modern building with illuminated windows.

# SELECT

Technical data	34 - 35
Standard equipment	36 - 37
Luxury grade	38 - 39
Options and packages	40 - 41
Interior colours	42- 43
Exterior colours	44- 45
The ownership experience	46 - 47

# IS 250C

## TECHNICAL DATA

ENGINE		BRAKES	
Capacity (cm <sup>3</sup> )	2500	Front	Ventilated discs
Cylinders/valves	V6/24	Rear	Ventilated discs
Valve mechanism	Direct injection, dual VVT-i	SUSPENSION	
Fuel type	Petrol, 95 octane or +	Front	Double wishbone
Max. power (kW @ rpm)	153 @ 6400	Rear	Multi-link
Max. torque (Nm @ rpm)	252 @ 4800	STEERING	
TRANSMISSION		Type	Rack and pinion
Driven wheels	Rear-wheel drive	Control system	Electric Power Steering (EPS)
Transmission	6-speed automatic with sequential shift mode	Turns (lock to lock)	3.2
PERFORMANCE		Minimum turning radius (m)	5.1
Max. speed (km/h)	210	WEIGHTS (kg)	
0-100 km/h (s)	9.0	Gross vehicle weight	2075
FUEL CONSUMPTION* (l/100 km)		Kerb weight (min.-max.)	1730 - 1750
Urban	12.7	DRAG COEFFICIENT	
Extra urban	7.2	Cd value	0.29
Combined	9.2	CAPACITIES (l)	
CO <sub>2</sub> EMISSIONS* (g/km)		Fuel tank	65
Emissions level	Euro V	Luggage compartment **	
Urban	294	- with roof up	420
Extra urban	166	- with roof down	165
Combined	213		



\* The fuel consumption and CO<sub>2</sub> values are measured in a controlled environment, in accordance with the requirements of Directive 80/1268/EEC incl. its amendments, on a vehicle with European Standard equipment. For further information or if you are interested in purchasing a vehicle with European Standard equipment, please contact your Lexus Authorised Importer. The fuel consumption and CO<sub>2</sub> values of your vehicle may vary from those measured. Driving behaviour as well as other factors (such as road conditions, traffic, vehicle condition, tyre pressure, installed equipment, load, number of passengers, etc.) play a role in determining a car's fuel consumption and CO<sub>2</sub> emissions.

\*\* Calculated as per VDA method on an IS 250C specified with a tyre repair kit. When specified with a space-saver spare wheel, the luggage compartment figures are 391 and 109. Please consult your local Lexus Authorised Retailer regarding which specification and figures apply in your country.

# IS 250C

## STANDARD EQUIPMENT

### ACTIVE SAFETY & DRIVING DYNAMICS

Anti-lock Braking System (ABS)  
 Brake Assist System (BAS)  
 Electronic Brake force Distribution (EBD)  
 Electric Power Steering (EPS), speed-sensitive  
 Traction Control System (TRC)  
 Vehicle Dynamics Integrated Management (VDIM)  
 Vehicle Stability Control (VSC)

### PASSIVE SAFETY

2-stage airbag, driver  
 2-stage twin-chamber airbag, front passenger  
 Airbag cut-off switch, front passenger  
 Audible and visual front seatbelts reminder  
 ISOFIX attachment, outer rear seats  
 Knee airbags, driver and front passenger  
 Roll-over protection  
 Seatbelt pre-tensioners, front seats  
 Thorax Abdomen Pelvis (TAP) extended side airbags  
 with head protection, driver and front passenger  
 Tyre Pressure Warning System (TPWS)\*  
 Whiplash Injury Lessening (WIL) front seats

### SECURITY

Anti-theft system  
 - immobiliser  
 - intrusion sensor  
 - siren  
 Auto door locking  
 Double door lock

### EXTERIOR

3-part retractable hardtop  
 - aluminium construction  
 - electric operation  
 - safety opening system  
 18" alloy wheels, 5-spoke design  
 - 225/40 R18 (front) and 255/40 R18 (rear) low profile tyres\*\*  
 Door mirrors  
 - electrically adjustable, folding and heated  
 - integral turn signal indicator and puddle lamp  
 Front foglights  
 Light Emitting Diode (LED) tail and brake lights  
 Parking assist sensors, front and rear  
 Ultra Violet (UV) protection tinted glass  
 Windscreen de-icer

### AUDIO, COMMUNICATION & INFORMATION


8-speaker premium audio system  
 - FM/AM RDS tuner  
 - automatic roof-down sound adjustment  
 - in-dash, single-slot 6-CD autochanger  
 - MP3/WMA compatibility  
 - USB port and AUX socket for audio connectivity  
 Bluetooth® mobile phone connectivity\*\*\*  
 Multi-information display in centre instrument cluster  
 Optitron instrumentation  
 Steering wheel-mounted controls  
 - audio system  
 - multi-information display  
 - phone  
 - voice command  
 Voice command of Bluetooth® mobile phone functions

### INTERIOR COMFORT AND CONVENIENCE

12 V socket in front centre armrest  
 Black metallic inlays  
 Cruise control  
 Easy access to rear seats  
 - one-touch electric walk-in function  
 Electrically operated windows, front and rear  
 - one-touch open/close of all windows  
 Electronic climate control air conditioning system  
 - automatic air-recirculation control  
 - automatic roof-down temperature adjustment  
 - clean air filter with active pollen removal mode  
 - separate driver/passenger temperature controls  
 Front centre armrest  
 Front seats, electrically adjustable  
 - 8-way adjustment, driver and passenger  
 - seat heating, variable temperature with extended heated area  
 - adjustable lumbar support  
 Illuminated entry system  
 Leather trimmed steering wheel and gearshift lever  
 Leather upholstery  
 Push start button  
 Rear centre console, fixed\*  
 - armrest with 2 cup holders  
 Rear-view mirror, electro chromatic (auto-dimming)  
 Remote folding rear headrests  
 Smart entry and start system  
 Steering wheel, electrically adjustable (tilt and telescopic)

\* Four seat capacity

- A. 18" alloy wheel, 5-spoke design
- B. Passive safety
- C. Interior comfort
- D. One-touch electric walk-in function
- E. Folding rear headrest



\* Please consult your local Lexus Authorised Retailer for information regarding the specification status of this equipment item in your country.

\*\* In some countries 17" alloy wheels are specified as standard equipment for technical reasons. Please consult your local Lexus Authorised Retailer regarding the specification status in your country.

\*\*\* Requires mobile phone to incorporate Bluetooth® technology. Please consult your local Lexus Authorised Retailer for a full list of compatible phones or to check the suitability of your existing mobile phone.

# IS 250C LUXURY GRADE

## LUXURY GRADE

Additional equipment over standard IS 250C model:

- Door mirrors, electro chromatic (auto-dimming)
- Front seat ventilation
- High Intensity Discharge (HID) bi-xenon headlights
  - auto-levelling with pop-up cleaners
  - Light Emitting Diode (LED) daytime running lights
- Illuminated front door scuff plates
- Memory function for front seats, door mirrors and steering wheel
- Perforated leather (semi-aniline) upholstery
- Rain sensing wipers
- Wood inlays



- A. Wood inlay
- B. Front seat ventilation
- C. Illuminated scuff plate
- D. HID bi-xenon headlight with LED daytime running lights
- E. Luxury grade\*




\* IS 250C Luxury grade illustrated is additionally specified with the cost options of drilled sport pedals and navigation and multimedia package. Please see pages 40 and 41 for further details.

# IS 250C OPTIONS

SINGLE OPTIONS	IS 250C	IS 250C Luxury
Card key <sup>A</sup>	-	o
DAB (Digital Audio Broadcasting) radio upgrade module	a / o	a / o
Drilled sport pedals and footrest <sup>B</sup>	o	o
Pre-Crash Safety System (PCS) with Adaptive Cruise Control (ACC) <sup>C</sup>	o	o

- = not available  
a = available to order as an accessory  
o = available to order as a cost option



# IS 250C PACKAGES

PACKAGES	IS 250C	IS 250C Luxury
Navigation package	o	o
Navigation and multimedia package	o	o

o = available to order as a cost option

## NAVIGATION PACKAGE


7" colour touch-screen, Electro Multi-Vision (EMV) display <sup>A</sup>  
Hard Disk Drive (HDD) pan-European navigation system <sup>B</sup>  
Dynamic Route Guidance (DRG) <sup>\*</sup>  
Parking assist monitor  
Voice command (navigation, audio, climate control, phone) <sup>\*\*</sup>

<sup>\*</sup> Dynamic Route Guidance (DRG) is not available in all countries.  
<sup>\*\*</sup> Recognises English, French, German, Italian, Spanish, Dutch and Russian voice commands only.

## NAVIGATION AND MULTIMEDIA PACKAGE

In addition to Navigation package:

12-speaker Mark Levinson <sup>®</sup> Premium Surround System <sup>D</sup>  
In-dash, single-slot, 6-CD/DVD player with 5.1 digital surround sound  
DVD video playback facility <sup>C</sup>  
Hard Disk Drive (HDD) sound library with Gracenote <sup>®</sup> database



# INTERIOR COLOURS IS 250C

## LEATHER



Black with black metallic inlays



Mellow White with black metallic inlays

# LUXURY GRADE

## SEMI-ANILINE LEATHER



Black with dark brown bird's eye maple wood inlays  
(Also available with grey bird's eye maple)



Light Grey with grey bird's eye maple wood inlays  
(Also available with dark brown bird's eye maple)



Mellow White with grey bird's eye maple wood inlays  
(Also available with dark brown bird's eye maple)



Saddle Tan with dark brown bird's eye maple wood inlays  
(Also available with grey bird's eye maple)

# EXTERIOR COLOURS

WHITE PEARL (077 CS)



BLACK\* (212 S)



ULTRASONIC BLUE (8U1 ME)




MIDNIGHT BLUE (8V3 MC)



DARK GRANITE (1G0 MC)



STARLIGHT BLACK (217GF)



SILVERY BLUE (8U9 ME)



CATTLEYA PURPLE (9AL MM)



HAKUREN SILVER (1G1 MM)



MORELLO RED (3R1 CS)



\* Solid Colour

Please note: due to printing variances, actual paintwork colours may vary slightly from those illustrated.

# THE OWNERSHIP EXPERIENCE

We see caring for your Lexus as the equivalent of caring for you. Every member of the Lexus team has contributed their skills and dedication to ensure that you experience the very highest levels of care. This extends to every aspect of our service. Excellence is more than just a goal – it is a passion for every one of us.

## LOOKING AFTER YOUR LEXUS

### Lexus SERVICE

Lexus Service is an invitation for you to entrust the well-being of your Lexus to dedicated professionals and an opportunity for us to provide unparalleled levels of care.

### PROFESSIONAL CARE

We recommend that you always have your car serviced by a Lexus Authorised Repairer. All our certified diagnosis Master Technicians are continuously kept up to date on Lexus servicing, engineering and technology.

### ENVIRONMENT

To reduce waste, parts replaced during servicing are collected and recycled, while air conditioning refrigerants are also recovered and reused. We are researching more efficient dismantling technologies for the time when the working life of your Lexus is over, and are developing ways to use shredder residue previously considered unrecyclable.

### END-OF-LIFE VEHICLES

The legislation on end-of-life vehicles offers Lexus drivers a new and innovative way of returning their old vehicle to the producer.

## WARRANTIES

### 3-YEAR COMPREHENSIVE WARRANTY

This covers any defect attributable to a manufacturing or assembly fault under normal use. It applies for three years or 100,000 km (60,000 miles), whichever comes first, with no mileage limitation in the first year.

### 3-YEAR SURFACE RUST AND PAINTWORK WARRANTY

This warranty covers your vehicle for surface rust and paint defects appearing on any of the painted body panels due to a fault in material or workmanship. There is no mileage restriction.

### 12-YEAR CORROSION WARRANTY

The warranty offers 12 years' coverage, regardless of mileage, against perforation of bodywork (from inside to outside) that develops due to corrosion caused by faults in material or workmanship.

These warranties are transferable to subsequent owners.

## MOBILITY

We want to ensure that you enjoy driving your Lexus anywhere in Europe with complete peace of mind. This is why we provide free Lexus Euro Assistance 24\* for the first three years of ownership. This programme ensures your mobility, to take you where you need to go. Part of this could include, for example, towing, hotel accommodation, car hire, repatriation of the vehicle and many more services should your Lexus be immobilised, stolen, or involved in a collision.

\* Conditions may vary between countries. Please consult your local Lexus Authorised Retailer or Repairer for details.





# EXPERIENCE THE IS 250C

The only way to truly understand what makes Lexus cars so special is to drive one yourself. Please contact your nearest Lexus Authorised Retailer or national Lexus website to arrange a test drive of the IS 250C.

© 2010 Lexus Europe\* reserves the right to alter any details of specifications and equipment without notice. Details of specifications and equipment are also subject to change to suit local conditions and requirements. Please enquire at your local Lexus Authorised Retailer of any such changes that might be required for your area.

Note: vehicles pictured and specifications detailed in this brochure may vary from models and equipment available in your area. Vehicle body colour might differ slightly from the printed photos in this brochure.

For further information please visit our website [www.lexus.eu](http://www.lexus.eu)

Taking care of the environment is a priority for Lexus. We take many measures to ensure that during the lifecycles of our vehicles - from design, production, distribution, sales and service to end-of-life - their environmental impact is minimised. Your retailer will be happy to provide more information on end-of-life vehicle requirements.

\* Lexus Europe is a division of Toyota Motor Europe NV/SA.

Printed in Europe, August 2010